

Happy holidays

CLASS - K.G

2025-26





POOJA MODEL SCHOOL

HOLIDAY HOMEWORK[2025-26]

SUMMER HOLIDAYS HOMEWORK

CLASS:-K.G

Dear Parents ,

Summer Vacation !A long time to rejoice and recreate for all children. It is an appropriate period when the parents spend quality time with their children and try to discover their hidden potential , to realize their talents and raise their self esteem.

- Vacation give children a chance to relax. Besides relaxing , there should be a healthy mix of play and work. Punctuate their relaxed moments with constructive and creative work , this will surely enhance their confidence.
- Encourage your child to take healthy food.
- Take your child for outing and fun. Try to spend maximum time with him/her & develop an everlasting bond.
- Make sure that your child completes his/her homework neatly.
- Help your child inculcate good habits.
- Recite a story to your child and ask him/ her to narrate it.
- Converse with your child in English.

So spend these holidays creating an environment filled with fun , frolic , learning & education.

- Help your child make an attractive handmade folder with Pastel sheet Decorate it and compile all the homework in it.
- Draw your favourite cartoon on A4 size sheet and colour it.
- Learn five lines on your family.



ENGLISH



WORKSHEET -1

Read and write the following capital letters.

A

B

C

D

E

F

G

H

I

J

K

L

M

N

O

P

Q

R

S

T

U

V

W

X

Y

Z

WORKSHEET -2

Read and write the following small letters.

a

b

c

d

e

f

g

h

i

j

k

l

m

n

o

p

q

r

s

t

u

v

w

x

y

z

WORKSHEET -3

Write the missing letter.



WORKSHEET -4

Add and write 'a' sound word.

C + a + t =

M + a + t =

H + a + t =

B + a + g =

T + a + g =

M + a + n =

C + a + n. =

F + a + n. =

J + a + m. =

N + a + p. =

G + a + p. =

T + a + p. =






















WORKSHEET-5

Circle the rhyming words.

bat	peg	ten	hat
dad	lid	sad	big
cap	nap	fit	win
van	dog	cut	man
wag	beg	tag	kid
dab	tab	net	bus
ham	pig	pod	ram

WORKSHEET-6

Look at the picture and write their vowels sound.

 b _ g	 h _ m	 p _ n
 b _ t	 h _ t	 r _ g
 c _ b	 j _ m	 r _ t
 c _ p	 m _ n	 t _ g
 c _ t	 m _ t	 v _ n
 f _ n	 n _ p	 y _ k
 g _ s	 p _ d	 b _ d

WORKSHEET-7

Read the word and match with their Picture.

can •

•



ran •

•



fan •

•



pan •

•



van •

•



Worksheet:- 8

Choose the correct word and write in
short vowel hand:-

fig , rod , dad ,
gun , ten



हिंदी



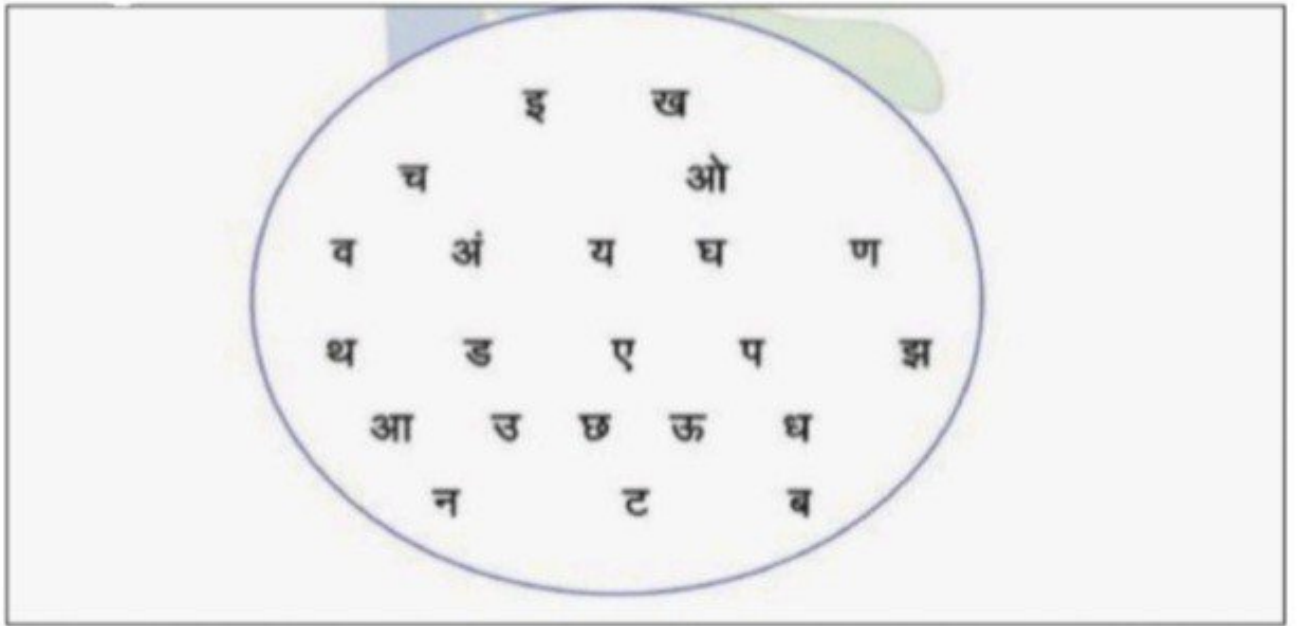
कार्यपत्रिका:-1

प्र०1: अ से ज तक।

This image shows a full page of blank handwriting practice paper. It features multiple sets of horizontal lines. Each set consists of three lines: two solid blue lines forming the main body of the writing area, and a single red line positioned below them to serve as a baseline or margin. The pattern repeats down the entire length of the page, providing a structured guide for letter formation and alignment.

कार्यपत्रिका:-2

स्वर और व्यंजन छाट कर लिखो।



कार्यपत्रिका :-3

I. खाली जगह भरते।

अ _____ इ _____ उ _____ ऋ _____

ए _____ ओ _____ अं _____

II. पहले क्या आता है?

1. ----- ए

4. ----- आ

2. ----- ओ

5. ----- ऊ

3. ----- अं

III. बाद में क्या आता है?

1. ए -----

4. इ -----

2. ओ -----

5. ऋ -----

3. अं -----

कार्यपत्रिका :-4

दो अक्षर वाले शब्द जोड़कर लिखो।



ध + न



ग + ज



द + स



ह + म



प + ढ



ज + ल



च + ल



म + ग



न + ल

मिलान करो।

कार्यपत्रिका :-5



दस
नल
फल
रथ
जग
टब
घर
बस
पढ़
पग



10




MATHS




WORKSHEET :- 1

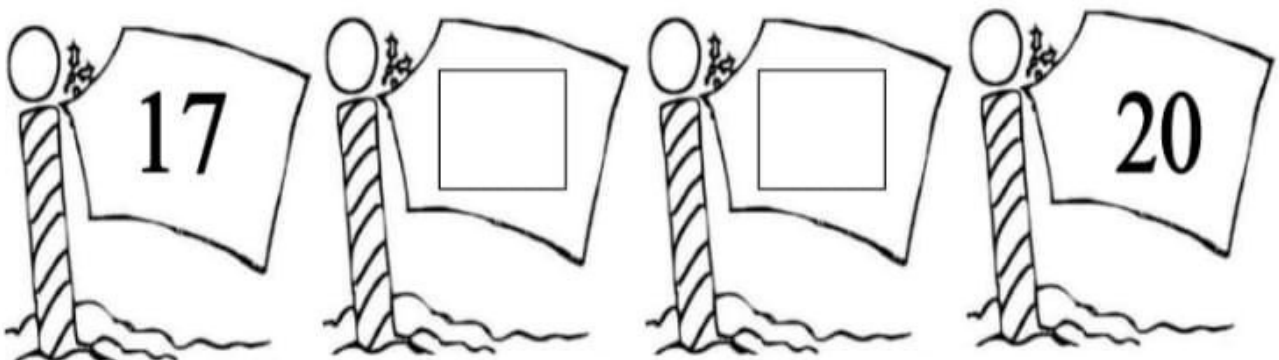


Fill the missing number & colour it.



WORKSHEET :- 2
What comes after

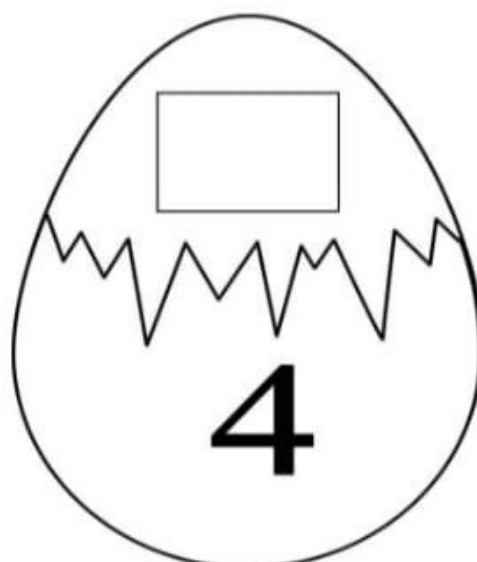







WORKSHEET :- 3
What comes between



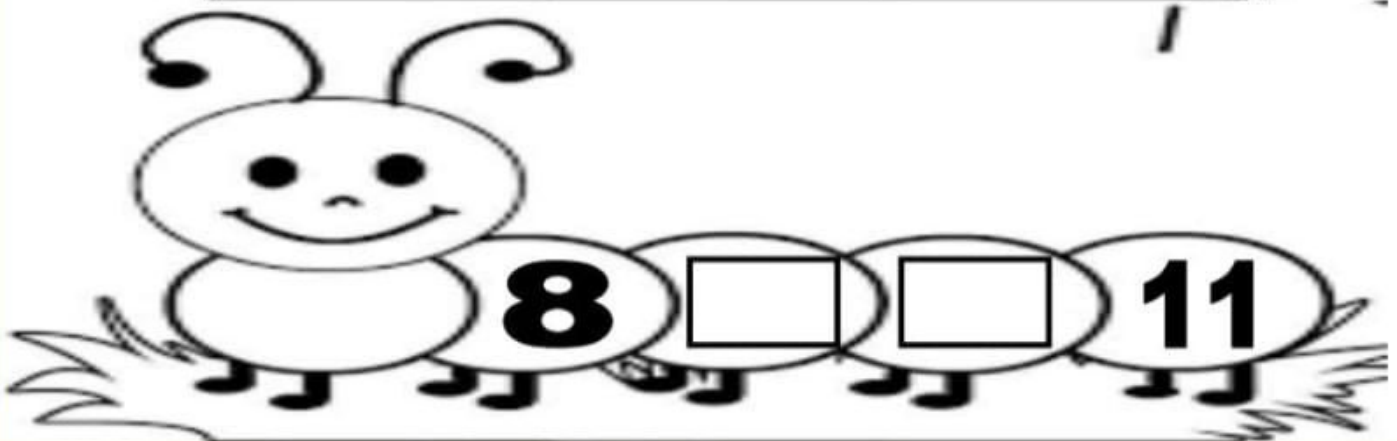



WORKSHEET :- 4

What comes before













WORKSHEET :- 5

Do fill ups :-



WORKSHEET :- 6



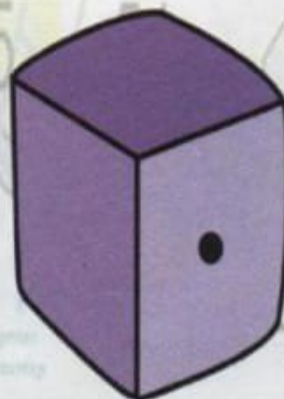



Count the pictures and write the correct sign ($>$, $<$, $=$) in each circle:-



WORKSHEET :- 7


Activity Time

Count and write the numbers in the space given.




WORKSHEET :- 8

Count & Write



Activity Time

Join the dots and colour:-



E. V. S



WORKSHEET :- 1

All About Me!

My name is...
_____.

My favorite food is...
_____.

My favorite thing is...
_____.

my family

I am
_____ years old.

© 2021 All Rights Reserved

WORKSHEET :-2

ACTIVITY TIME

Draw a line to match the objects which go together.



DRAWING



WORKSHEET :- 1

Colour the picture by using crayons



WORKSHEET :-2

Colour the picture by using crayons



WORKSHEET:- 3

Draw a hut by using shapes